

Good morning Keith;

9/12 ①


There are maybe a few topics worthy of commenting but I'll stick with one – Communication between the officials **before, during and after** the game. ALL 3 are EQUAL partners and tremendously important – the way a match is officiated – successfully!

- ① Pre-Game: one may work with a different official every game so this is where one plants the seed for a good working relationship. Talk about expectations in each other; how you officiate, previous experience and how you dealt with certain situations, ask for other official's perspective. You have successfully cemented the building block in your partnership.
- ② During the game: boy there's a lot to say on this but I'll keep it simple. It's all about the; **EYE CONTACT EYE CONTACT! EYE CONTACT!** There are officials out there that think for some reason or other, that they are alone on the field – they forget they have help on the other side. This is my biggest pet-peeve during the match. Remember; **YOU'RE NOT ALONE!** A game (will) can never be managed successfully if the 2 officials are not in the same page. **EVERYTHING WE DO** is reactionary – we don't make calls **BEFORE** it happens; **SO**, why rush it? Make **EYE CONTACT** with the other official. Ask for help. Get a **SECOND OPINION**.
- ③ Post-Game: equally as important. Talk about game situation and what you could have done differently if you had a second change at it. Offer constructive inputs and share your knowledge and experiences, to a lesser experienced official – mentor him/her. Show the utmost respect for each other. Wish each other well and (good) luck.

I know time is short and officials may get there just before game time but a discussing **MUST** take place. In order for a match to be successfully managed, both (all 3, in case of play-offs) officials must be in sync. They must be on the same page.

**(JOE MENDES)**

- ④ Address good sportsmanship.



- Introduce yourselves
- Learn names, numbers (go to them first before the issue of a card)
- Don't make promises?
- Coin, etc.

→ ⑤

**IF AN OFFICIAL STOPS THE CLOCK TO ASSESS A POSSIBLE INJURY, DOES THAT MEAN THAT THE PLAYER MUST ALWAYS BE TAKEN OUT OF THE MATCH? NO**

The official has the power to stop the clock to assess a possible injury to a player. Using a reasonable amount of time, the official may find the player not injured and thus able to stay in the game.

Player safety!!

### LIGHTNING DISTURBANCES

### COMMUNICABLE DISEASE PROCEDURES

Any athlete who exhibits signs, symptoms or behaviors consistent with a concussion (loss of consciousness, headache, dizziness, confusion, or balance problems) shall be immediately removed from the contest and shall not return to play until cleared by an appropriate care professional.

**WHICH TEAM IS ALLOWED TO CALL A TIME-OUT?**

**EITHER TEAM**

- AFTER A CARD (YELLOW OR RED)
- AFTER A GOAL IS SCORED
- AFTER AN INJURY TIME-OUT
- AFTER A DROP BALL IS CALLED

**ONLY THE TEAM HAVING THE OFFENSIVE RESTART**

- PENALTY KICK
- CORNER KICK
- GOAL KICK
- THROW IN
- DIRECT FREE KICK
- INDIRECT FREE KICK

DURING THE TIME-OUT PERIOD, BOTH TEAMS WILL BE ALLOWED UNLIMITED SUBSTITUTION EXCEPT DURING A PENALTY KICK WHEN THE KICKER MUST BE A PLAYER WHO WAS IN THE GAME WHEN THE PENALTY KICK WAS CALLED. SUBSTITUTES MUST CHECK IN AT THE CENTER TABLE AND BE BECKONED IN. THIS CAN BE DONE ANY TIME DURING THE TIME-OUT PERIOD.

DURING THE TIME-OUT PERIOD, TEAMS SHOULD GO TO AREA OF THE FIELD NEAR THEIR BENCH. PLAYERS MUST REMAIN ON THE FIELD, COACHES CAN COME ONTO THE FIELD, AND BENCH PERSONELL SHOULD REMAIN ON THE BENCH.

AT THE CONCLUSION OF THE TIME-OUT, THE GAME WILL BE RE-STARTED BY THE PROPER METHOD OF RE-START DICTATED PRIOR TO THE TIME-OUT. THE OFFICIALS WILL CHECK WITH EACHOTHER, ASSESS THE READINESS OF THE PLAYERS, WARN BOTH TEAMS PLAY IS ABOUT TO COMMENCE, MAKE EYE CONTACT WITH FELLOW OFFICIAL, AND BLOW WHISTLE TO CONTINUE THE GAME. THE CLOCK WILL START WHEN THE BALL IS PROPERLY PUT BACK INTO PLAY.

9/12? (2)

**SIX**

- Can they call it?
- Stay alert.
- Pick a team.
- Use time to talk.
- acknowledge subs.
- Keep time (45sec)


I find that the restart whistle after substitutions is often not done properly if at all. If a two man crew executes it properly, it looks so professional. The subs are called in usually by the bench side official. He raises his arm if the restart responsibility is on the far side official. He waits for the subs to enter and leave then points to the far side official to blow the restart. This eye contact is crucial. Just a thought. Jeff Lyman

**7**

**RESPONSIBILITY FOR DECLARING THE BALL "READY-FOR-PLAY" WHEN A RESTART WHISTLE IS REQUIRED:**

Situation	Official
Start of each half	Trail
Kickoff after goal	Trail
Drop Ball	Trail
Goal Kick	Trail
Corner Kick	Lead
Penalty Kick	Lead
Free Kick	Lead
Throw-in	Official responsible for ruling on the legality of the throw.

- Eye contact!
- Where/what's the re-start?
- Strong whistle.
- How will you communicate?



**8**

"Calls vs. No-Calls"

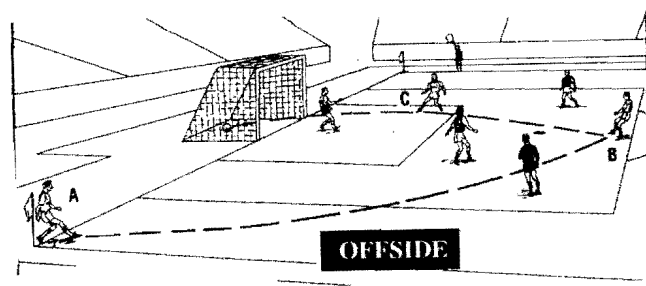

If the ball fails to enter the field of play on a throw-in, the ball is awarded to the opponent at the spot of infraction.



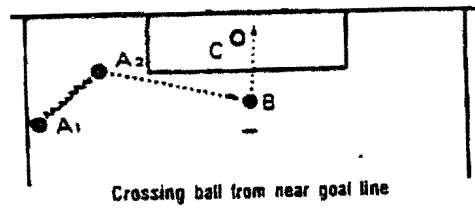

call out "play on" and, with an underswing of both arms, indicate a foul which was observed but shall go unpenalized because penalizing the offending team would give an advantage to the offending team. If the referee applies the advantage, which was anticipated but does not develop at that time, the referee shall penalize the original offense;

Know your rules.

9/12 (3)



9



- In position.
- Shot on goal!
- The touch!
- Delayed!

### Watch Out for Attitude Shifts

Look for attitude shift among players. Right after a misconduct card, right after a goal scored and right after hard contact that is not whistled are potential times for such shifts. There may be more aggressive play, harder challenges in front of benches, more dissent coming from players who had been silent.

### Let Your Voice Be Heard

Say words such as "Straight up" just before two players go airborne to challenge for a header. If you are close enough that you do not have to yell those words, the players will realize you are in close proximity and are more likely to behave during their challenge. Anything you can do to prevent fouls and keep the game flowing is a benefit to you and the players. □

- Preventative officiating.
- Communication

## Strong + long (2 seconds)

- opening kick-off → ( )
- before a card. (witnessed a hard foul.)
- before Directs + Indirects after wall.

10

Makes a difference.

Don't ever forget

An official must work with fellow officials and the state association in a spirit of harmony and cooperation in spite of differences of opinion that may arise during debate of points or rules at issue.

An official must constantly uphold the honor and dignity of the avocation in all personal conduct and relations with the student-athletes, coaches, athletic directors, school administrators, colleagues, and the public, to be a worthy example to the athletes under one's jurisdiction.

You're a team.

- (1) Your body.
- (2) Your talk
- (3) maybe it's not possible.

What you do out there is a reflection on of us.

All

9/11/01